

A. عرض فني خدمات بناء مساكن للاجئين

تواجه المجتمعات المتضررة من الكوارث والحروب تحديات كبيرة في توفير المأوى والخدمات الأساسية. نحن في شركة "2Ai" نقدم حلاً شاملاً لبناء مساكن مؤقتة ومستدامة للاجئين، مع التركيز على تلبية احتياجاتهم الأساسية وضمان جودة الحياة.

1. خدماتنا:

1.1. التخطيط وبناء المواقع:

1.1.1. تقييم المواقع واختيار الأنسب منها.

1.1.2. تصميم المخططات الهندسية وفقاً للمعايير الدولية.

1.1.3. إعداد البنية التحتية الأساسية (طرق، شبكات مياه وكهرباء).

1.2. توفير المباني الجاهزة للسكن:

1.2.1. توريد وتركيب وحدات سكنية جاهزة.

1.2.2. توفير خيام مؤقتة عالية الجودة.

1.2.3. تجهيز المباني بالخدمات الأساسية (مياه، كهرباء، صرف صحي).

1.3. بناء منشآت الخدمات:

1.3.1. إنشاء مدارس لتوفير التعليم للأطفال.

1.3.2. بناء معابد لتلبية الاحتياجات الروحية.

1.3.3. تجهيز عيادات طبية لتقديم الرعاية الصحية.

1.3.4. إنشاء مراكز مجتمعية لدعم الأنشطة الاجتماعية.

1.4. تشغيل وصيانة المنشآت:

1.4.1. إدارة وتشغيل المرافق لضمان استمرارية الخدمات.

1.4.2. تقديم خدمات الصيانة الدورية والطارئة.

1.4.3. تدريب الكوادر المحلية على إدارة وصيانة المنشآت.

2. مميزات خدماتنا:

2.1. جودة عالية: نستخدم مواد بناء عالية الجودة لضمان متانة واستدامة المنشآت.

2.2. سرعة التنفيذ: نلتزم بمواعيد التسليم لضمان توفير المأوى في أسرع وقت ممكن.

2.3. تكلفة مناسبة: نقدم حلاً اقتصادياً تناسب ميزانيات المنظمات الإنسانية.

2.4. دعم مستمر: نقدم خدمات دعم فني وإداري لضمان استمرارية العمل بكفاءة.

خاتمة: نحن في شركة "2Ai" أثنى ألف للصناعة نؤمن بأن توفير المأوى والخدمات الأساسية للاجئين هو خطوة أساسية نحو إعادة بناء حياتهم. نسعى دائماً لتقديم أفضل الحلول لضمان حياة كريمة وأمنة للمجتمعات المتضررة.

أنور بن احمد محمد حلي

+966544441440 | anwar@after.sa

A. TECHNICAL PROPOSAL FOR MARKETING REFUGEE HOUSING SERVICES

Communities affected by disasters and wars face significant challenges in providing shelter and essential services. At “2Ai Industrial”, we offer comprehensive solutions for building temporary and sustainable housing for refugees, focusing on meeting their basic needs and ensuring quality of life.

1. Our Services:

1.1. Site Planning and Construction:

- 1.1.1. Assessing and selecting the most suitable sites.
- 1.1.2. Designing engineering plans according to international standards.
- 1.1.3. Preparing basic infrastructure (roads, water, and electricity networks).

1.2. Providing Ready-to-Use Housing:

- 1.2.1. Supplying and installing prefabricated housing units.
- 1.2.2. Providing high-quality temporary tents.
- 1.2.3. Equipping buildings with essential services (water, electricity, sanitation).

1.3. Building Service Facilities:

- 1.3.1. Constructing schools to provide education for children.
- 1.3.2. Building places of worship to meet spiritual needs.
- 1.3.3. Equipping medical clinics to provide healthcare.
- 1.3.4. Establishing community centers to support social activities.

1.4. Operation and Maintenance of Facilities:

- 1.4.1. Managing and operating facilities to ensure continuity of services.
- 1.4.2. Providing regular and emergency maintenance services.
- 1.4.3. Training local staff on facility management and maintenance.

2. Advantages of Our Services:

- 2.1. **High Quality:** We use high-quality building materials to ensure the durability and sustainability of the facilities.
- 2.2. **Fast Execution:** We adhere to delivery schedules to ensure shelter is provided as quickly as possible.
- 2.3. **Cost-Effective:** We offer economical solutions that fit the budgets of humanitarian organizations.
- 2.4. **Continuous Support:** We provide technical and administrative support services to ensure efficient ongoing operations.


Conclusion: At “2Ai Industrial”, we believe that providing shelter and essential services to refugees is a crucial step towards rebuilding their lives. We always strive to offer the best solutions to ensure a dignified and safe life for affected communities.

B. Photos gallery

Djibouti - Refugee Housing

جيبوتي - مساكن اللاجئين





Syria - Refugee Village


سوريا - قرية اللاجئين



C. CONTAINER HOUSE 7x3 (21m²) (SANDWICH PANEL)

3. CONTAINER HOUSE TECHNICAL SPECIFICATIONS



ITEM	IMAGE	THICKNESS	SPECIFICATIONS
SUPPORT SYSTEM		2,3mm	All beams and columns are static powder painted special cold formed steel sheet
CORNERS		3,5mm	Static powder painted demountable steel
FLOOR PROFILES		2mm	50x100x2mm Galvanized box profile
ROOF PROFILES		2mm	50x50x2mm Galvanized box profile

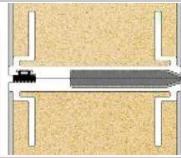



WALL PANEL		100mm & 50mm	50mm sandwich panel with polyurethane filling
ROOF PANEL		0,5mm	alvanized trapezoidal steel sheet
CEILING COVERING		0,24mm	Panel looking painted steel sheet
ROOF & FLOOR INSULATION		100mm	Glasswool
FLOOR COVERING		2mm	PVC
FLOOR PANEL		18mm	Mgo Panel
DOORS		0,4mm	95x203cm and 75x203cm rockwool filled sheet metal door
WINDOWS		UPVC	92x110cm and 92x40cm PVC joinery with sliding system railing and 4+6+4mm double glazing glass
LIGHTING AND SOCKETS			Round globe ceiling lights, latticed door top exterior sconce, 8,5w led bulbs, TSE certificated flush-mounted switches and sockets
CABLES			3x2.5 TTR cable for sockets, 2x1.5 TTR cable for lighting
FUSE			1 x 10A, 2 x 25A fuse and circuit breaker
SANITARY			40X50cm ceramic sink with legs, ceramic toilet, reservoir and cover, 80x80 shower tray, faucets and shower set
PLUMBING			20mm PPRC clean water pipe, 50mm and 100mm PVC waste water pipe and all connection elements



D. FOLDABLE HOUSE (SANDWICH-36m²)

E. FOLDABLE HOUSE (SANDWICH-54m²)

4. SANDWICH FOLDABLE HOUSE TECHNICAL SPECIFICATIONS

ITEM	IMAGE	THICKNESS	SPECIFICATIONS
ALUMINIUM PROFILE AND SANDWICH PANEL			
SUPPORT SYSTEM		4mm	Floor construction formed with 60x120x4mm box profile and 3mm steel reinforced aluminum profile at corner joints
WALLS and ROOF		50mm	50mm sandwich panel with polyurethane filling
BATHROOM FLOORING		3mm	GRP Composite monolithic Nevka Bathroom panel
ROOM FLOORING		2mm	PVC coating
INTERIOR DOORS			90x220cm American panel door
OUTSIDE DOOR			Steel Door
WINDOWS			60mm PVC joinery and 4+12+4 double glazing
LIGHTING SOCKETS AND			Ceiling LED lighting, CE certified switches and sockets
WIRING			3x2.5 TTR cable for sockets, 2x1.5 TTR cable for lighting
FUSE			Fuse and residual current relay
SANITARY			40X50cm pedestal ceramic sink, ceramic and cistern, shower set
SANITARY SYSTEM			20mm PPRC clean water pipe, 50mm and 100mm PVC waste water pipe and all connection elements










F. EXTRA OPTIONS (With EXTRA COST)

5. CONTAINER HOUSE 7x3 (21m²)

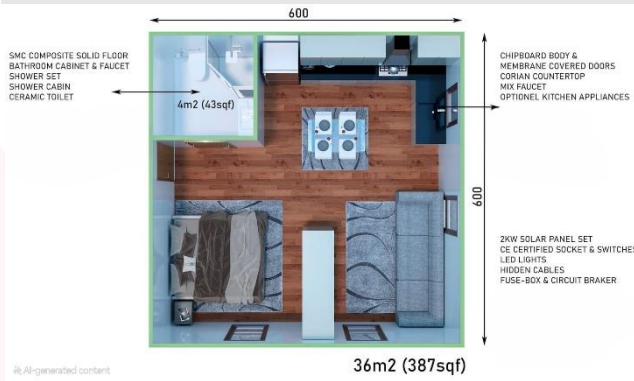
- 5.1. KITCHEN CLOSET (1 UNIT) + WASHBASIN (1 UNIT) + FAUCET + PIPING
- 5.2. PLASTIC TABLE 80*120cm (1 UNIT) + PLASTIC CHAIR (4 UNIT)
- 5.3. SINGLE BED (3 UNIT)

6. B. FOLDABLE HOUSE

- 6.1. KITCHEN CLOSET (1 UNIT) + WASHBASIN (1 UNIT) + FAOCET + PIPING
- 6.2. TABLE 80*120cm (1 UNIT) + CHAIR (4 UNIT)
- 6.3. SINGLE BED (6 UNIT)

OPTIONS			
KITCHEN CABINET			Particleboard body, membrane cover, Corian worktop
ELECTRICAL EQUIPMENTS	  		2KW solar panel, battery, inverter set, 9000 BTU air conditioner,
	  		400lt refrigerator, 7kg washing machine, built-in oven, stove and hood, 40" smart TV, 1 Ton GRP composite water tank
	 		

7. SANDWICH-36m²



8. SANDWICH-54m²



G. Family Tent – 4.00 x 6.60 m



Family Tent types

- 1) UNHCR STANDARD – Waterproof & Flame Retardant
- 2) UNHCR STANDARD – Waterproof

SIZE & DIMENSIONS

Item	6.60x4.00m Family Tent – 23m ²
Size Outer	6.60x4.00m Wall Height: 1.25m Central Height: 2.20
Size Inner	3.95x3.80 Wall Height: 1.15m Central Height: 2.10
Vestibule	2 (Front & back) 1.30m x 4.0m
Floor Area	Outer tent : 23m ² Inner tent : 16m ² Vestibule : 3.5m ² x2

MATERIAL DETAILS


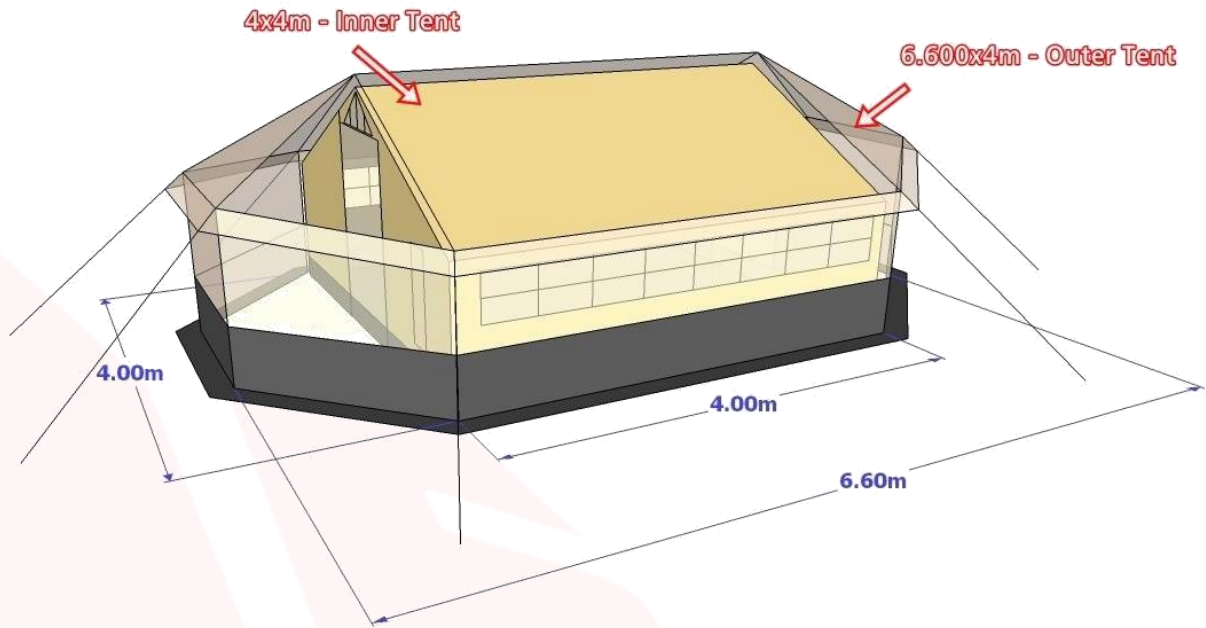
Make	Double Tent (One Outer Tent, One hanging inner tent)
Materials	Outer Tent: 350 GSM Waterproof fine poly-cotton Canvas Fabric(%15 -/+) Wall Fabric: 200 GSM Waterproof fine poly-cotton Canvas Fabric(%10 -/+) Inner Tent: 120 GSM Lining fabric(%10 -/+)
Poles	3x Standing, 2x Ridge Poles, (30mm & 22mm x 1.20mm) 4x Door Poles, 6x Side Wall Poles (19mmx1.0mm)

PARTS & ACCESSORIES

Doors	Front: 1.30 x 1.40m – Inner Tent: 1.00x1.70
Chimney	One Chimney opening, 50cm from one corner on front vestibule. 25x45cm
Ventilation	2 ventilations, one on each top of vestibule with closing flap and mesh
Windows	2 windows of Full length with mosquito mesh and canvas flap.
Logo	LOGO printed at Front Door & Roof.
Groundsheet	180GSM - PE Laminated Fabric attached with inner tent in Bathtub Style.5%-/+
Accessories	6mm & 8mm Ropes with runners. 4x Iron Pegs Round (300mm) 6x Iron Pegs V Shape (350mm) 26x iron Pins (230mm) 1x Iron hammer (1KGS x 300mm handle) 1x Repair Kit Installation Manual in English.

PACKING & SHIPPING

Packing	One tent packed in one rolled bale with all accessories.
Weight	Approx. 55 Kgs (+/-5%) Packed Dimensions : 30x30x230 cm
Volume	0.20 CBM
Stuffing	165 Tents in 1x20ft Container - Non Palletized 375Tents in 1x40ft HC Container - Non Palletized
Sea Freight	20 Ft container: 165 tents without pallets or 120 tents with iron cage pallets 40 Ft container: 360 tents without pallets or 240 tents with iron cage pallets
Production	10,000 tents in 35 to 40 days by partial deliveries
Installation time	20 Minutes with trained 4 persons



TENT INNER



TENT METAL PARTS



PACKED BALE